















| Rank | Competitor | Age | Club | RT | PTS | Result |
|------|---|--------|---|------|-----|---|
| 1 |  David Beck | S14 29 |  | 0.70 | 519 | 1:09.66 Entry: 1:11.11 -1.45 |
| | 50m: 33.71 100m: 1:09.66 (35.95) | | | | | |
| 1 |  Ogiwara Kotaro | S8 23 | | 0.74 | 749 | 1:08.85 Entry: 1:09.68 -0.83 |
| | 50m: 33.07 100m: 1:08.85 (35.78) | | | | | |
| 2 |  Declan Budd (V) | S14 18 | | 0.62 | 744 | 1:01.78 Entry: 1:02.11 -0.33 |
| | 50m: 29.98 100m: 1:01.78 (31.80) | | | | | |
| 2 |  Lance Dustow | S19 25 |  | | 487 | 1:17.56 Entry: 1:16.86 +0.70 |
| | 50m: 37.13 100m: 1:17.56 (40.43) | | | | | |
| 3 |  James Haydon | S14 19 |  | 0.72 | 455 | 1:12.77 Entry: 1:13.63 -0.86 |
| | 50m: 34.84 100m: 1:12.77 (37.93) | | | | | |
| 4 |  Jack Bugler | S14 23 |  | 0.76 | 407 | 1:15.51 Entry: 1:18.04 -2.53 |
| | 50m: 37.73 100m: 1:15.51 (37.78) | | | | | |
| 5 |  Artur Chernenko | S14 21 |  | 0.76 | 328 | 1:21.15 Entry: 1:22.46 -1.31 |
| | 50m: 38.24 100m: 1:21.15 (42.91) | | | | | |
| 6 |  Luka Willems | S18 23 |  | 0.70 | 300 | 1:57.71 S18 NZR Entry: 2:07.58 -9.87 |
| | 50m: 55.23 100m: 1:57.71 (1:02.48) | | | | | |